

How to register for Apps 4 EFL

1. Open your web browser. Please use Google Chrome if you are on a desktop PC or Android mobile device. Use Safari if you are on an iOS mobile device.

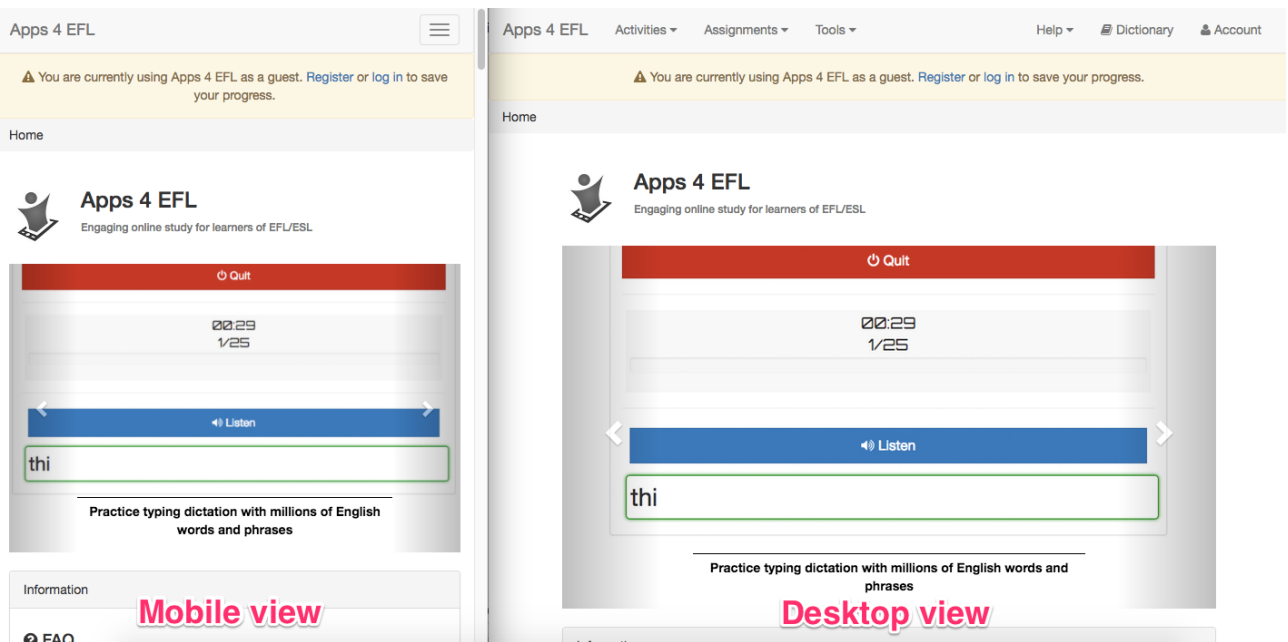


iOS Safari

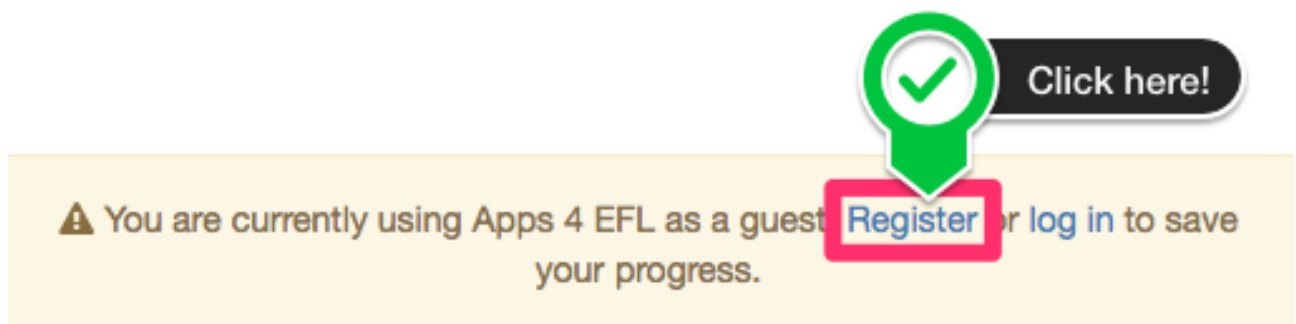


Google Chrome

2. Access www.apps4efl.com.



3. Click on “Register”.



How to register for Apps 4 EFL

4. Fill in your details. Choose a password which is easy to remember!

Register

First name
(名前):

Family name
(苗字):

E-mail Address
(メールアドレス):
  Don't forget it!

Password
(パスワード):

Password Confirmation
(パスワード確認):

Dictionary
(辞書):

5. Check the “Agree” button and then click “Register”.

I am a:

Student

I agree to the [Terms and Conditions](#). I understand that data collected from my interactions with this website will be used for research purposes. When publishing research results at academic conferences or in research papers, the researchers will ensure that individuals are not identified from the information obtained in this research. I understand this, and agree to participate in the research.

このウェブサイトを用いて集められた個人情報を含む情報は、研究に用いられます。研究成果を学会や論文等で公表する際は、本研究から得られた情報から個人を特定されないよう配慮いたします。上記の内容を理解し、研究に参加することを同意いたします。本件に関して質問等がある場合には研究責任者までお問い合わせください。ご協力ありがとうございます。

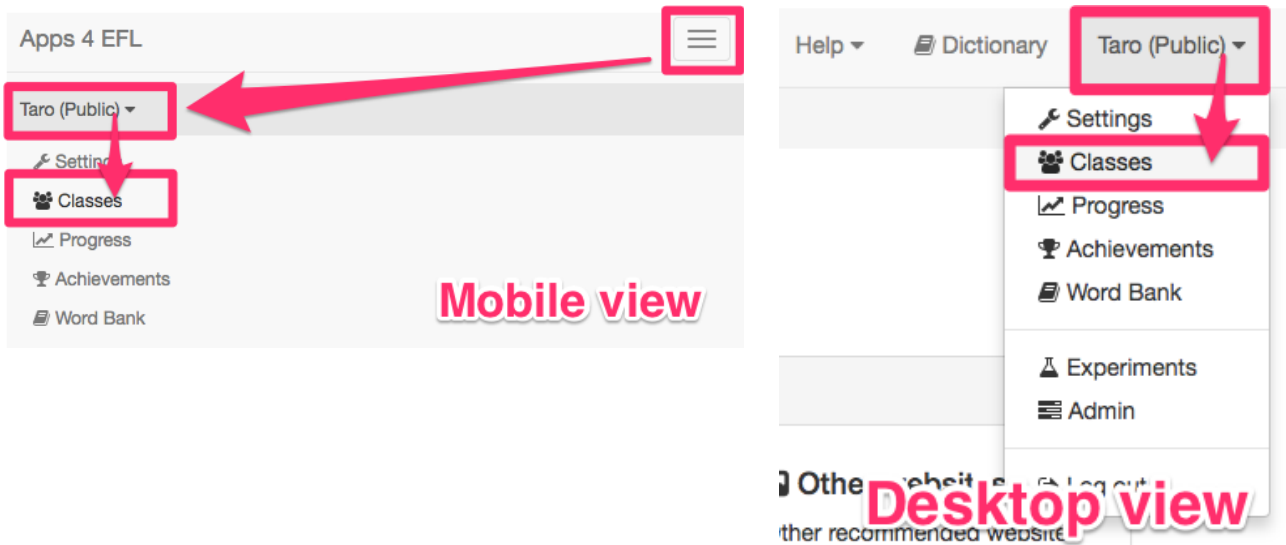
Agree (同意する) Disagree (同意しない)

Check here Click here

Register

How to register for Apps 4 EFL

6. Click your name in the top right corner of the screen, then click “Classes”. On mobile devices, click the menu button first.



7. Choose your teacher and then choose your class.

The screenshot shows a "Join class" dialog box. It contains the following information:

- Your teacher:** Site Admin
- Your class:** Public (340 members)
- Select teacher:** A dropdown menu with "Raine, P." selected.
- Select class:** A dropdown menu with "Select..." selected.

8. Your teacher will give you a class password. Enter it here and click “OK” to join the class.

The screenshot shows a "Class password" dialog box. It contains the following information:

- Class password** (title bar)
- Please enter the class password
- A text input field for the password.
- Buttons for "OK" and "Cancel".